



WELCOME TO THE YEAR 1 PHONICS SCREENING CHECK WORKSHOP

Year 1 Teachers are:

Rehana - 1 Red

Monika - 1 Green

Sonal - 1 Yellow

Etlyn - 1 Blue

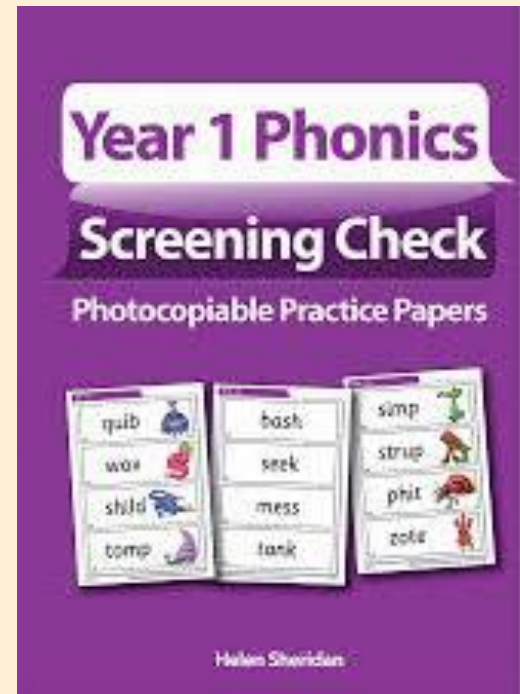
Key Stage 1 Phase Leader - Rachel



PHONICS

- Children are taught to read by breaking down words into separate **sounds** or '**phonemes**'. They are then taught how to **blend** these sounds together to read the whole word.
- In school the children have a 30 minute daily phonics lesson every day.
- Our chosen systematic, synthetic phonics programme is Twinkl Phonics.

The Phonics Screening Check is a statutory assessment that will take place for all Year 1 children in the week beginning Monday 10th June.



- This is a government set test for all Year 1 children in the country.
- Every Year 1 child in the country will be taking the Phonics Screening Check during this week.
- The aim of the check is to ensure that as many children as possible meet the required standard in their ability to decode words.
- The pass mark has historically been 32 out 40.

What will your child be expected to do?

- The check is very similar to tasks the children already complete during phonics lessons.
- Children will be asked to 'sound out' a word and blend the sounds together. eg d-o-g – dog
- As well as blending together real words, there are also alien words for the children to read. This is to check to see which sounds the children know.

 ect	 shog
 jat	 stip
 yod	 bulm
 keb	 quock
 toin	 voisk

s



a



t



p



i



n



m



d




g



o



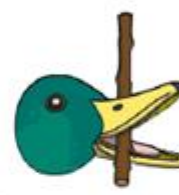
c



k



ck



e



u



r



h



b



f



l



ff



ll



ss



j



v



w



x



y



z



qu



ch



sh



th



th



ng



ai



ee



igh



oa



oo



oo



ar



or



ur



ow



oi



ear



air



ure



er



ay



pray

oy



boy

ie



tie

ea



leaf

a_e



cake

i_e



slide

o_e



bone

u_e



cube

u_e



flute

e_e



trapeze

ou



mouth

a



acorn

e



equal

i



lion

o



hotel

u



unicorn

ch



chef

ch



Christmas

ir



girl

ue



statue

ue



glue

ew



screw

ew



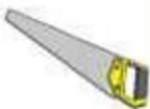
stew

y



sunny

aw



saw

au



autumn

ow



window

oe



toe

wh



wheel

c



city

g



gem

ph



dolphin

ea



bread

ie



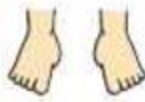
shield

tch



witch

are



bare

ear



pear

ore



core



PHONICS

- ◉ To ensure the children pass the phonics test we need to ensure that the children are secure with all sounds up to phase five.
- ◉ You can find Twinkl Phonics videos to help you and your child learn the sounds on You Tube. This includes learning sounds and actions for Levels 2,3,4 and 5.
- ◉ https://youtu.be/4ugGQqMmvFA?si=ebhaI3uB5_2d3Naj
- ◉ Your children can also watch videos to support them to learn their tricky words.
- ◉ <https://youtu.be/Nen91EEc0nw?si=mBwhVos8DzuaXRGk>

Glossary:

- **Phoneme:** A single letter sound (e.g. t or b).
- **Grapheme:** What the of the sound looks like written down .
- **Diagraph:** Two letters that make one sound when read (e.g. ch).
- **Trigraph:** Three letters that make one sound (e.g. igh)
- **CVC:** Stands for **C**onsonant, **V**owel, **C**onsonant.
- **Segmenting:** Breaking up a word into its sounds (e.g. cat would be c-a-t).
- **Blending:** Putting the sounds together to read a word
- **Tricky words:** Words that cannot easily be decoded based on the sounds the children already know (e.g. would is a tricky word because if it was spelt phonetically it would be “wood”. Children have to learn these words by sight.

Diagraph or Trigraph? Sound it out!
Read the word...



Diagraph or Trigraph? Sound it out!
Read the word...

dirt

stir

third

girl

first

bird

thireen

shirt

Diagraph or Trigraph? Sound it out! Read the word...

treetop .. — . . .	flowers .. — — .
shelter — . . . —	windmill —
toothbrush . — — . . . —	lunchbox . . . — . . .
chimpanzee — —	pondweed — .

Diagraph or Trigraph? Sound it out! Read the word...

stroft



terg



blurst



voo



Diagraph or Trigraph? Sound it out! Read the word...

steck



hild



quemp



geck



How can I help my child to prepare for the Phonics Screening Check?

1. Practice the Level 2, 3 and 5 sounds using the sound mats.
2. Practice segmenting and then blending words using the “Diagraph or Trigraph? Sound it out! Read the word...” method.
3. Practice segmenting and then blending alien words using the “Diagraph or Trigraph? Sound it out! Read the word...” method.