

PARENT INFORMATION SESSION

NURSERY
January 2025

Twinkl phonics

- At Cranbrook we develop phonics and early reading skills using TWINKL Phonics. Teachers assess phonics using rigorous assessments to ensure children are developing their segmenting, blending, and decoding skills.
- In Nursery we do phonics daily in small keyworker groups. We follow the level 1 Twinkl scheme.


Level 1



Level 1 is taught in Nursery.

By the end of Level 1, children will have had the opportunities to:

- listen attentively;
- enlarge their vocabulary;
- speak confidently to adults and other children;
- discriminate different sounds including phonemes;
- reproduce audibly the phonemes they hear in words;
- orally segment words into phonemes.



These learning opportunities are presented through 7 Aspects.

What Are the 7 Aspects of Level 1?

Aspect 1: Environmental Sounds

- ✓ Develop listening skills and awareness of sounds in the environment
- ✓ Identify and remember the differences between sounds
- ✓ Talk about sounds in greater detail

Aspect 2: Instrumental Sounds

- ✓ Develop awareness of sounds made with instruments
- ✓ Listen to and appreciate the differences between sounds made with instruments
- ✓ Use a wide vocabulary to talk about instrument sounds

Aspect 3: Body Percussion

- ✓ Develop awareness of sounds and rhythms
- ✓ Distinguish between sounds and remember patterns of sound
- ✓ Talk about sounds we make with our bodies and what the sounds mean

Aspect 4: Rhythm and Rhyme

- ✓ Experience and appreciate rhythm and rhyme and develop awareness of rhythm and rhyme in speech
- ✓ Increase awareness of words that rhyme and develop knowledge about rhyme
- ✓ Talk about words that rhyme and produce rhyming words greater detail

Aspect 5: Alliteration

- ✓ Develop understanding of alliteration
- ✓ Listen to sounds at the beginning of words and hear the differences between them
- ✓ Explore how different sounds are articulated

Aspect 6: Voice Sounds

- ✓ Distinguish between the differences in vocal sounds
- ✓ Explore speech sounds
- ✓ Talk about the different sounds that we can make with our voices

Aspect 7: Oral Blending & Segmenting

- ✓ Develop oral blending and segmenting of sounds in words
- ✓ Listen to sounds within words and remember them in the order in which they occur
- ✓ Talk about the different sounds that make up words

Crash



Aspect 1 -
Environmental Sounds

Ted



Aspect 2 -
Instrumental Sounds

Captain Stone



Aspect 3 -
Body Percussion

Hoppy Poppy



Aspect 4 -
Rhythm and Rhyme

Dana Dinosaur



Aspect 5 -
Alliteration

Pam



Aspect 6 -
Voice Sounds

Robot Rick



Aspect 7 -
Oral Blending and
Segmenting

Phonics levels

From the Summer term we will start working on level 2:

When a child can identify all phonemes taught in Level 2 and can say the sound each one makes. Can identify initial sounds. Can begin to blend, if the child cannot blend yet, they will still be at Level 2.

A child will not be at Level 3 until they can identify all phonemes, digraphs and trigraphs taught at Level 3.

Reading

- All 1-1 reading books across the school are closely matched to our phonics scheme using Collins BigCat books and Rhino Readers. These books will be selected to match the pupils current phonics level in Nursery. We will start 1-1 reading in Summer term.
- We also use Dandelion Launchers books for some of our beginner and reluctant readers which are also matched closely to our phonics scheme. These books have been selected as they build a child's self-esteem and encourage confidence in independent reading.

| | | | |
|------|---------------------------|---|---|
| Pink | 2a (Orange Rhino Readers) | Pat It, Sit Sip Nap, Sit Sit, Tip Sip Nap, Pat a Pan, Sit Tip Pat, Sit In, A Dip, Pip!, Nip it! Dig it!, Tap It Tad, Pop it on! | Sam, Tam, Tim, I am Sam, Is it Sam?, On the Mat, Pam, The Pot, A Map, A Man, Bob, Pip and the Bat, Pam and the Cat, Sam's Bag |
| | 2b | Tick Tock and Mick, Pots, Cans, Cups, Pip and Pop, Duck Socks, Bad Luck Dad, Up and Off, Rag Duck | |
| | | | |
| | 2c | Nell and Tess, Pots, Cans, Cups | |
| Red | 3a (Red Rhino Readers) | Hush!, Fix it, Fox!, Cubs, Jig and Jog, Jazz and Jet, Ding Dong, | Bob and the Cod, Ted, The Fib, Meg and Ted, Ken, the Rat, Kim, the Bug, Mud, The Bus, Viv Can Run, Jim and Jam, Ken Gets Wet, Zog, Rex Yells, Rex Will Not Sit, Bob on the Sill, The Hill |

WYSAR

Wear your slippers and read' mornings.

- The Early Years Foundation Stage underpins all future learning by supporting, promoting and developing children's language, communication, reading and writing.
- WYSAR is carried out to promote the love of reading through parental involvement. - Parents and carers are welcome to share the joy of books with their children in school.
- WYSAR will take place in Nursery on Thursday mornings.

When is 'WYSAR'?

Morning session 8:30-8:55

Afternoon session 12:15-12:30

Developing Reading skills at home with your children

Help Your Child with Reading

Reread

Reread your child's favourite stories as many times as your child wants to hear them. Choose books and authors that your child enjoys.



Look

Look at the pictures and talk about them. For example, 'Can you find a bird or a cat?', 'What else can you see?', 'What are the children playing? Have you played that before?'



Talk

To help your child develop their vocabulary, talk to your child as much as possible about what you are doing. Ask them about their day. What have they been doing? What was their favourite thing? What games did you play today?

Visit

Visit the local library together. It is fun choosing new books to read. Keep an eye out for special story events at the library or local bookshops that you can join in with.



Story Sacks

A story sack is a great way to get your child talking about a story. They are bags that contain the story itself, alongside a variety of items linked to the story. It could be the story CD, a related non-fiction book, puppets, models or objects that are in the story and a related activity.



Sit

Sit close together and get comfy! You could encourage your child to hold the book themselves and turn the pages. Use funny voices, puppets or props to bring the story alive.

Storytelling Tin

Make a storytelling tin. Collect together a group of objects with a story theme. Open the tin and explore the objects inside. Your child can choose a character, talk about where the story will be and think about what might happen. Have fun making up a story with the objects from the tin.



Ask Questions

Ask questions when you are reading together, such as 'What can you see on this page?', 'How do you think the characters feel?' and 'What is the story about?'



Encourage

Encourage family and friends to share books with your child. The more your child sees you and others reading, the more they will want to read too.



Physical Development

In Nursery we have fine motor skill activities available daily, both indoors and outdoors.

- Please ensure you work with us to develop your child's gross motor skills (*riding a bike, skipping, kicking a ball*)
- Different activities can be carried out to support your child's fine motor skills:

Pattern tracing

Buttons

Zips

Threading



Playdough

Lego/multilink cubes

Pegs

Beads

Cutting activities



Lots of new free online resources to support your child with phonics and handwriting at home



Mr T's Phonics www.youtube.com/channel/UC7sW4j8p7k9D_qRRMUsGayw



www.youtube.com/channel/UCg_q6YX1y3DG8Ttu_7mJ12Q



alphablocks www.youtube.com/results?search_query=alphablocks



Level 2 sounds - www.youtube.com/watch?v=0SzkjubQ-Ok

Blending - <https://www.cranbrookprimaryschool.com/help-for-reading?wix-vod-video-id=f1b6a7d1f6fa4920888359a1a192e3f3&wix-vod-comp-id=comp-kuwtbvb3>

Henna

Anti-Racism & bullying



RACIAL DISCRIMINATION CAN INCLUDE:

- Being called racist names or being sent insulting messages or threats
- Personal attacks including physical and verbal
- Being left out, treated differently or excluded
- People making assumptions about you because of your skin colour, race or culture
- Being made to feel like you have to change how you look

childline
ONLINE, ON THE PHONE, ANYTIME
childline.org.uk | 0800 1111

NSPCC
HELPLINE
0808 800 5000
help@nspcc.org.uk

Thank you!

Thank you for your continued support and valuable contributions.

If you have any questions or need support with activities to try at home, please speak to your child's keyworker.